




SINGER®





CG754 Overlock *Features and Benefits*



The SINGER® CG754 is a time saving innovation that provides professional seams, seam finishes, and creative stitch capabilities. This overlock sews at 1300 stitches-per-minute, trimming and overcasting the raw edges *at the same time* for quality seam finishes. The CG754 is not limited to just seams and seam finishes --enjoy sewing one-of-kind creations with the special effects of decorative stitching, such as Flatlocking and Rolled Hemming. The overlock works side by side with your conventional sewing.

◆Commercial Grade Warranty ◆30-Day Money-Back Guarantee*	With the 30-Day Money-Back guarantee and a 25-year limited warranty including 25 years on parts, 5 years on electronics and 1 year on labor it is easy to see why SINGER® is the consumer's choice. More people own SINGER® machines than all other brands combined.**
◆Differential Feed	Fully adjustable to ensure an even feed for perfect seams on every fabric-no breaking or puckering. It is also useful for keeping stretch fabrics and bias cut fabrics from becoming stretched out.
◆Adjustable Cutting Width	A moveable upper knife cuts fabric for 3.0-6.7 mm stitch width. It is easy to make precise adjustments for the desired seam width.
◆Stitch Length Dial	The Stitch Length dial is conveniently located on the side of the machine and can easily be changed to personalize the length of the stitch for all the sewing projects.
◆Color-Coded Lay-In Thread Tension	With complete, easy-to-read diagrams, this feature makes threading your overlock a snap. Just follow the color-coded diagram on the machine for effortless threading.
◆Free Arm Sewing	Remove the cloth plate to achieve access to hard to reach areas such as armholes and trouser cuffs.
◆Extra-High Presser Foot Lifter	There are 2 heights to the presser foot lifter. The second height offers extra clearance, which is needed when placing multiple layers of bulky fabric under the presser foot.

◆ Presser Foot Pressure	The Presser Foot Pressure dial is conveniently located on the top of the machine and is pre-set for most sewing needs.	
◆ Tension Release	Raising the Presser Bar Lifter releases tension on the threads, allowing for threads to easily be pulled through the threading system.	
◆ Built-In Rolled Hem	Switching to the rolled hem sewing mode is effortless. An easy-access lever moves the stitch finger in position for rolled hemming.	
◆ Electronic Speed Control	Guarantees consistent sewing speed with no jump starts.	
◆ 1,300 Stitches-Per-Minute	Sews up to 1,300 stitches per minute—a real time-saver.	
◆ Portable	The overlock has a built-in carrying handle, making it easy to transport the machine.	
◆ Six Optional Snap-On Presser Feet Accessories	The Elastic Foot, Shirring Foot, Beading Foot, Taping Foot, Cording Foot, and the Blind Hem Foot ensure ease when performing a variety of popular sewing techniques. All of these feet snap-on, making it trouble-free to change to a new sewing application.	
Stitch Functions:		
◆ 4-3-2 Stitch Configuration	6 different stitch types ensure the perfect stitch, regardless of the project. Blind Hems, Rolled Hems, Pintucking, Flatlocking, finishing raw edges and joining seams.	
◆ Four-Thread Stretch Mock Safety Stitch		This stitch is a favorite when sewing knit fabrics because the stitch stretches as the fabric stretches. This allows for neat and professional finishes that will not “pop” when the fabric is stretched.
◆ Three-Thread Overlock Stitch		This Three-Thread overlock stitch provides a wonderful professional seam finish to woven fabrics. It is beneficial in preventing loosely woven fabrics from unraveling, and it offers decorative capabilities.
◆ Three-Thread Wrapped Edge		An ideal finish for medium to lightweight fabrics. When using the Three-Thread Wrapped Edge stitch, the edges of the seams are wrapped to prevent unraveling without unnecessary bulkiness.
◆ Three-Thread Rolled Hem	By simply moving the stitch finger dial, the overlock is converted to the rolled hem sewing mode. Beautiful Three-Thread rolled hems can be created to add an attractive finish to table linens, scarves and much more.	

<p>◆ Three-Thread Flatlock Stitch</p>		<p>For true decorative flair on any project use the Flatlock stitch. Special decorative threads can be used to add texture and a dramatic embellishment effect.</p>
<p>◆ Two-Thread Wrapped Edge</p>		<p>An elegant fine finish can be added to lightweight fabrics or knits. This delicate finish gives a couture effect and looks beautiful on finer fabrics.</p>
<p>◆ Two-Thread Rolled Hem</p>		<p>By simply moving the stitch finger dial, the overlock is converted to the rolled hem sewing mode. Beautiful Two-Thread rolled hems can be created to add an attractive finish to lightweight or sheer fabrics such as delicate chiffons, laces, organza and much more.</p>
<p>◆ Two-Thread Flatlock Stitch</p>		<p>Use only Two-Threads to create a delicate Flatlock stitch, ideal for pintucks or for lace insertion on heirloom projects.</p>



*Only at participating authorized Sewing Specialty Retailers.

**Source: Market Facts, March 2002

SINGER® is registered trademark of the Singer Company Limited.